

making a difference



INNOVATION IN VISUALIZATION

VEINVIEWER®

The technology to make venipuncture simpler for the clinician whilst increasing patient comfort is available.


greiner
BIO-ONE

The technology to make venipuncture simpler for the clinician whilst increasing patient comfort is available.



Failure rates for first time venipuncture success can be high and the effects should not be underestimated.

INNOVATION IN VISUALIZATION

With the near infrared light technology of VeinViewer® you benefit before, during and after venipuncture. The device makes it possible to see through the patient's skin and identify vessels.

The VeinViewer® uses harmless near-infrared (NIR) light which is directed towards the patient's skin. Haemoglobin in the blood absorbs the NIR and the surrounding tissue reflects it back to the VeinViewer® device, where the data is processed

into an image, colour is added and the image sent back to the skin to provide a real time visualization of the blood vessels and patterns up to 10mm below the skin. HD technology with digital full field help provide the clinician with clear, sharp imaging to support routine healthcare work.

VeinViewer® is available as a portable device VeinViewer® Flex or as a mobile device with an arm with a range of up to 1.35 metres as VeinViewer® Vision2.

BENEFIT FROM THE NEAR INFRARED LIGHT TECHNOLOGY:

- / Improved first stick success
- / Improved patient satisfaction
- / Improved safety



SEE THROUGH THE PATIENT'S SKIN AND IDENTIFY VESSELS

before, during and after venipuncture.

TWO DEVICES ARE AVAILABLE

VeinViewer® Flex is a hand-carried device which is also suitable for use in emergency situations. The product can be made static by using the flexible arm provided for use anywhere, especially if space is limited.

VeinViewer® Vision2 is a mobile imaging unit with an arm reaching up to 1.35 metres. It is attached to a robust trolley for easy transportation between beds or phlebotomy chairs.

HD technology with digital full field help provide the clinician with clear, sharp imaging to support routine healthcare work.



MAXREACH CAPABILITIES

Vision2's articulating tension arm allows for head-to-toe patient assessment.

Vein visualization devices can be applied in almost any situation to optimize venipuncture or vascular access but can be particularly useful in vein care centres, for example for sclerotherapy or for fragile veins in oncology and geriatrics, for limited vein access with dialysis patients or for triage in the accident and emergency ward. Not to forget the NICU ward, where the most delicate patients may also benefit from use of a vein visualization device.



Before venipuncture.

You can see subcutaneous blood in and outside of the vessels. You can check for vein valves.

Localize more potential puncture sites and maintain the integrity of the veins by using alternate sites.

Make an informed choice about the most appropriate needle gauge.



During venipuncture.

Observe a rolling vein and re-position the needle, in case of a rolling vein.

Visualize the entire procedure and confirm the integrity of the vein.

Observe and confirm the flushing of fluids.



After venipuncture.

You can see haematoma resulting from a presumed piercing of the vein.



Recognize a haematoma and react in time to prevent an infiltration of the tissue and thus avoid further complications.

QUALITY AND DURABILITY

with maximum mobility

FLEXIBLE FOR YOUR REQUIREMENTS

- / Compact design can be hand held for use in emergency situations.
- / Can be made static by using the flexible arm (S-Mount system) provided for use anywhere.
- / Especially practical when space is limited.
- / Battery or AC powered.
- / Fast-swap battery provides up to 2 hours continuous run time.
- / 4 hours run time with provided additional battery. Batteries are compatible with both Vision2 and Flex.



ALWAYS WHERE YOU NEED IT

- / Head unit is easily manoeuvred with only one hand, providing for rapid, hands-free Eyes On Patient (EOP) set up.
- / Flexible wrist joint allows the head to move 360° for easy focusing no matter the patient position.
- / Ultra-low profile base allows for fast, effortless manoeuvrability and placement while maintaining efficient procedures.
- / IV supply basket for easy access to venipuncture supplies.
- / Battery or AC powered.
- / Fast-swap battery provides up to 2 hours continuous run time and can be used while charging. Batteries are compatible with both Vision2 and Flex.

ASSESS™ PLUS IMAGING SUITE

See veins like never before with the ASSESS™ Plus, the visualization software only available through VeinViewer® products. The customizable modes let you choose the best view for each patient, giving you more control and better assessment of each individual patient.

Universal

Useful for all patients

Fine Detail

Critical for seeing small veins in pediatric or sclerotherapy patients

Inverse

Reverses the colour of the veins within the image field for further image customization

Resize

Choose 1 of 3 window sizes, a great feature for paediatric patients

MaxBright

Brightest vein illumination image, needed for varying lighting conditions

Image Capture

HIPAA compliant, takes up to 200 static .PNG images of the blood pattern for export to EMR documentation

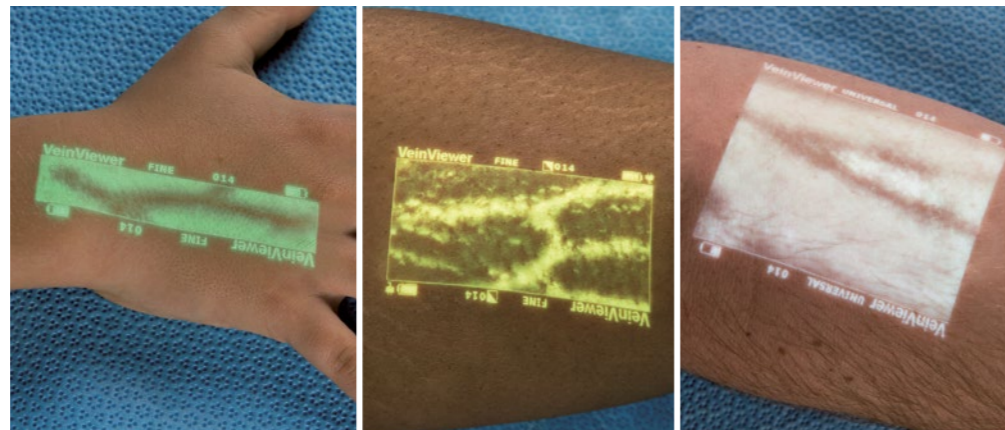
And additionally with the VeinViewer® Vision2 benefit from:

TriColor

Allows clinicians to customize image colour (green / yellow / white) to adjust for patient skin tone and personal preference

CUSTOMIZE THE IMAGE COLOUR WITH VISION2

to adjust for patient skin tone and personal preference.



Choose the best view for each patient for more control and better assessment of each individual patient.



ADVANTAGES



IMPROVED 1ST STICK SUCCESS

Improved vein preservation.
Timely therapy delivery.
Reduce throughput time.



IMPROVED PATIENT SATISFACTION

Reduced patient anxiety, stress, pain.
Improved puncture site selection.



IMPROVED SAFETY

Preserves vein options, especially in chronic conditions.
Potentially reduce the risk of phlebitis complications or extravasation.
Aids PIV site selection.
Enables catheter monitoring.

shop.gbo.com

Find these and more products in our online shop

PRODUCT OVERVIEW

VeinViewer® Flex

Item No.	Description	Inner / Outer [Qty.]
890001	Contains 2 pcs. Lithium Ion batteries	-/1

VeinViewer® Vision2

Item No.	Description	Inner / Outer [Qty.]
890004	Contains 1 pc. Lithium Ion battery	-/1

VeinViewer® Accessories

Item No.	Description	Inner / Outer [Qty.]
890011	Charging Station for Rechargeable Battery for VeinViewer® Flex	-/1
890011A	Adapter for Charging Station Rechargeable Battery for VeinViewer® Flex	-/1
890010	Spare Rechargeable Battery for VeinViewer® Flex and Vision 2	-/1

VeinViewer® product line is available only on selected markets.

making a difference

www.gbo.com

GREINER BIO-ONE GMBH
KREMSMÜNSTER, AUSTRIA

PHONE +43 7583 6791-0
FAX +43 7583 6318
E-MAIL office@at.gbo.com



GREINER BIO-ONE IS A GLOBAL PLAYER.
FIND THE CONTACT DETAILS OF YOUR
LOCAL PARTNER ON OUR WEBSITE.



CHRISTIE+

This product information is addressed exclusively to healthcare professionals. Devices of Greiner Bio-One are to be used by properly trained healthcare professionals only in accordance with the relevant Instructions for Use (IFU). For a listing of indications, contraindications, precautions and warnings, please refer to the Instructions for Use which accompanies each product or is available for download from our website at www.gbo.com (Download Center). For more information contact your local Greiner Bio-One sales representative or visit our website.

All information is provided without guarantee despite careful processing. Any liability, warranty or guarantee of Greiner Bio-One GmbH is excluded. All rights, errors and changes are reserved. If not stated otherwise, Greiner Bio-One GmbH has all copyrights and/or other (user-)rights in this documents, in particular to signs such as the mentioned (word-picture-)brands and logos. Any use, duplication or any other use of the rights of Greiner Bio-One GmbH is expressly prohibited.
Media owner: Greiner Bio-One GmbH / **Manufacturer:** [Samson Druck GmbH / 5581 St. Margarethen]

980921en [rev.01 05.2021]


greiner
BIO-ONE